



Internet Safety Guide

by the PA Technology Champions



Authors of this guide: Alexa Brill, Keyotae Cabaza, Julianna Hodgson, Isaac Kester, Megan Reichard, Emma Russek, Nicole Smyth, Kristin Stauffer, ZakkiStrunk, William Del-Toro Vargas, Izzy Kaufman, and Alanna Raffel

The PA Technology Champions is a community of individuals with developmental disabilities from PA. This guide is a resource to make technology accessible to everyone.

This guide is for: Everyone interested in learning about safety on the internet.

Chapters in this Guide

CHAPTER 1	
What is the Internet?	1
CHAPTER 2	
Ways to Use the Internet	2
CHAPTER 3	
Computer Protection	3
CHAPTER 4	
Internet Safety	4
CHAPTER 5	
Getting on the Internet	5
CHAPTER 6	
Where to Go on the Internet	6
CHAPTER 7	
Email Phishing	7-9
CHAPTER 8	
Safety Social Media	10
CHAPTER 9	
Safety Meeting People Online	11
CHAPTER 10	
Safety Meeting in Person	12-13
CHAPTER 11	
More Safety Tips	14
CHAPTER 12	
Where to Learn More	15

CHAPTER 1

What is the Internet?



The Internet is a web of computers connected to share information.



It connects people all over the world.



The internet can be a fun place to explore new things.

CHAPTER 2

Ways to Use the Internet




People use the internet in many different ways.



Some people connect on social media.



Some people play video games.



Some people use it for work or school..

CHAPTER 3


Computer Protection



The internet shares a lot between computers. They can sometimes get a virus and need repair.



Set up a safety **browser** or **anti-virus software** to keep your computer safe.



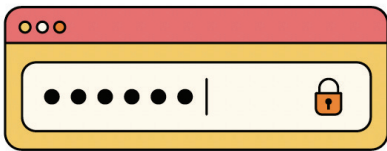
Examples are Norton, McAfee and Malwarebytes. If you need help, ask for support to get these software programs for your computer.

CHAPTER 4

Internet Safety



Be cautious! The internet is huge. There are a lot of good and bad things to watch for.



Protect with passwords. Good passwords have symbols, letters and numbers. Do not use the same password for every website.



Keep your computer software updated. This will help with protection.


CHAPTER 5

Getting on the Internet



Wi-Fi lets your computer and phone connect to the internet without wires.

To use Wi-Fi: Go to Settings > Wi-Fi > Select a network.



Mobile data is internet connection from your phone service when you're not on Wi-Fi.



Data can cost money depending on your plan. Remember to check your data plan.



Open a browser or app such as Firefox, Chrome, Safari or Edge.

CHAPTER 6

Where to Go on the Internet



A **URL** is where you go on the internet. It is a place to visit like www.techowlpa.org



URL goes in the top left of the internet search bar and press enter. This will take you to a website page.



Unsafe websites and links can steal your information and give your computer a virus. Be careful of what websites you visit and what links you click on.




Use anti-virus software to be extra safe.

CHAPTER 7

Email Phishing



Email is sending letters by the internet. Some emails you get can be unsafe.



This is called **phishing**.



Phishing emails will ask for things like bank account numbers, birthday, address or social security numbers.



Never give out this information.

CHAPTER 7

Email Phishing

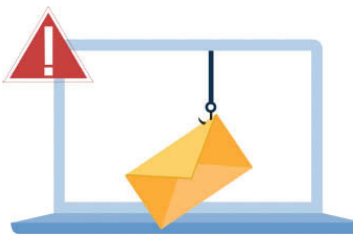
continued



Some offer rewards or gifts and use your name or make it sound important that you respond fast.



DO NOT reply or click on any links.



Report the email as phishing right away.




Delete the email.

CHAPTER 7

Email Phishing

continued



Check who sent you the email. Make sure you know the address is a person or company you know about.



Check if the message makes sense to you. Was this an email you were expecting?



If you are unsure if you got a phishing email, show it to a trusted person. They can help you decide if the email is unsafe.

CHAPTER 8


Safety Social Media



Social media connects people on the internet. Instagram, Tik Tok, X and Facebook are different types of social media.



Just like phishing emails, sometimes people on social media lie. Be aware and cautious for people looking to harm you or steal money.



Go to your privacy settings. Make sure your profile is on private. Do you have them turned on?

CHAPTER 9

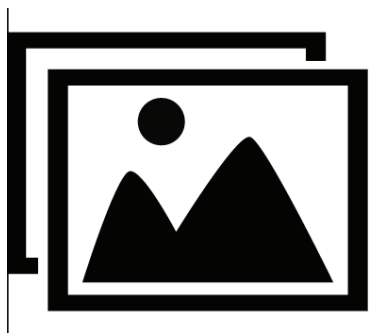
Safety Meeting People Online



Meeting someone online can be great, but be careful with people you meet.



DO NOT give out your personal information like address, birthday, bank information or social security card number to strangers on the internet.



DO NOT send inappropriate pictures or comments. Anything posted on the internet can be saved. Anything you post on the internet can be shared **WITHOUT** your permission.

CHAPTER 10

Safety Meeting in Person



If you meet someone on a social media site and become friends, you may want to meet them in person. This can be great. But be careful.



Only meet internet friends in public places like a cafe, shopping mall, library or town center. Pick a time to meet during the day.




DO NOT go alone. Bring a trusted person with you. They can be nearby in case you need support.

CHAPTER 10

Safety Meeting in Person

continued



Meet for the first few times in public until you get to know them better.



DO NOT share too much information with this person, until you get to know them.



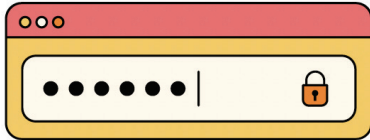
DO NOT give anyone your money.



Have some questions in mind before you meet your online friend. Like, what is your favorite hobby? What is your favorite game to play?

CHAPTER 11

More Safety Tips



Protect your computer and social media with passwords. Passwords are like a key to enter.



Be careful of people you meet online. They may want money or to steal sensitive information.



Talk to a trusted person if you feel unsafe on the internet.



Enjoy your time on the internet! What are you going to do first?

CHAPTER 12

Where to Learn More

ASERT (Autism Services, Education,
Resources and Training)
Cyber Safety Tips and Tools

<https://paautism.org/resource/cyber-safety-tips/>



Cyber Safety Tips and Tools

These resources, developed by ASERT, provide tips and tools for individuals to help stay safe when using the internet and social media.

paautism.org

Pennsylvania Office of the Attorney General
Cyber Safety

<https://www.attorneygeneral.gov/protect-yourself/kids/kids-plugged-in/cyber-safety-tips/>



Cyber Safety Tips

Pennsylvania Office of Attorney General Strawberry
Square Harrisburg, PA 17120 717-787-3391

www.attorneygeneral.gov Pennsylvania Office of Attorney General

If you have trouble with these steps, ask a trusted person for help.



The Pennsylvania Developmental Disabilities Council is supported by the Administration for Community Living (ACL), U.S. Department of Health and Human Services (HHS) as part of a financial assistance award totaling \$3,025,222.00 with 100 percent funding by ACL/HHS. Council efforts are those of the grantee and do not necessarily represent the official views of, nor an endorsement, by ACL/HHS, or the U.S. Government.

Copyright © 2024 Temple University Institute on Disabilities and Pennsylvania Developmental Disabilities Council. Permission to reprint, copy and distribute this work is granted provided that it is reproduced as a whole, distributed at no more than actual cost, and displays this copyright notice. Any other reproduction is strictly prohibited.


Reach out to **TechOWL** to learn more about accessible technology.



800-204-7428

TechOWL@temple.edu



 **Temple University**
College of Education
and Human Development

Institute on Disabilities